





Skeleton Puppet Template



Merry-go-Round
Storytelling



1. Print on card, then colour me in and cut me out.
2. Attach parts together:
 - Either use a threaded needle to push thread through marked dots and tie in a small loop to keep parts together.
 - Or for a faster and easier make, use brass paper fasteners (if you have them), to attach parts together.

Watch my 'How to make a Simple Skeleton Puppet' video at [Merry-go-Round Storytelling on YouTube!](https://www.youtube.com/watch?v=...)

